


DESIGN-BUILD FOR  
MASONRY RESTORATION:  
CHALLENGES AND SUCCESSES AT THE  
KANSAS CITY MUNICIPAL AUDITORIUM

LURITA MCINTOSH BLANK, REWC, CDT AND DAVID T. FORD, PE, RRC, RWC, LEED AP


WALTER P MOORE

# MUNICIPAL AUDITORIUM





# MUNICIPAL AUDITORIUM



Municipal Auditorium

Thursday, October 13, 2011, from 11 AM - 1 PM

Join us for a fun filled lunch with special guests,  
games & entertainment!

Complimentary trolley with pick-ups at 11th & Oak,  
13th & Main, dropping off at Municipal Auditorium.



## For the Owner:

- Faster Delivery
- Condensed Schedule
- Shared Risk
- Better Product
- Cost Control
- “Single Source”



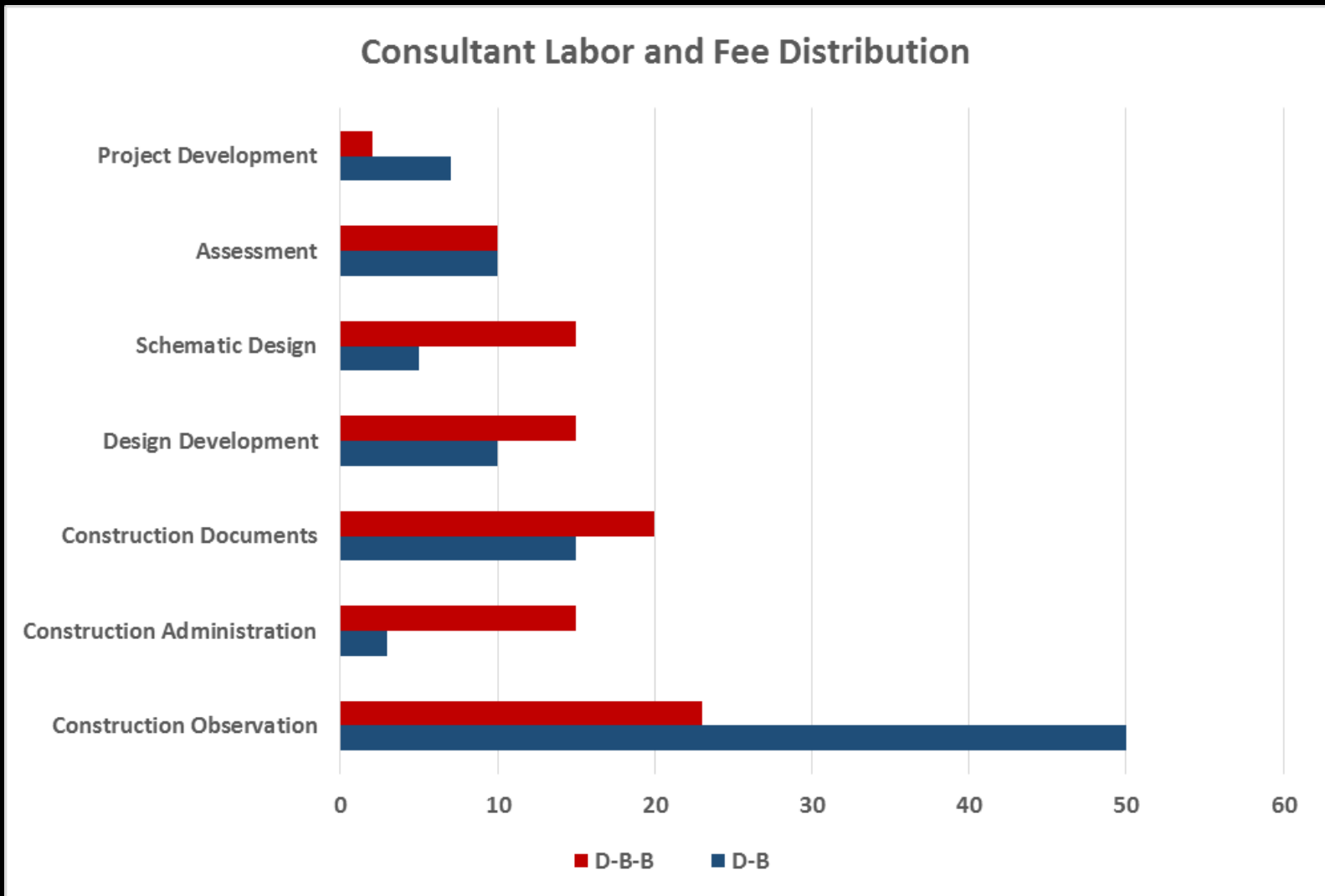


## For the Consultant:

- Project Hierarchy
- Scope and Fee
- Work “At Risk”
- Deliverables



# WHY DESIGN-BUILD?



# CHALLENGES

- Construction Budget
- Aggressive Schedule
- Design-Build Delivery
- Access



- Construction Budget

- Aggressive Schedule

- Design-Build Delivery

- Access





1. Visual assessment from ground
2. Mockups
3. Hands-on assessment at each drop
4. Design repairs “on the fly”
5. Review work progress at each drop
6. Punchlist review at each drop

1. Visual assessment from ground
2. Mockups
3. Hands-on assessment at each drop
4. Design repairs “on the fly”
5. Review work progress at each drop
6. Punchlist review at each drop





# MOCKUPS



# MOCKUPS





# HANDS-ON ASSESSMENT






# TYPICAL CONDITIONS






# OTHER CONDITIONS



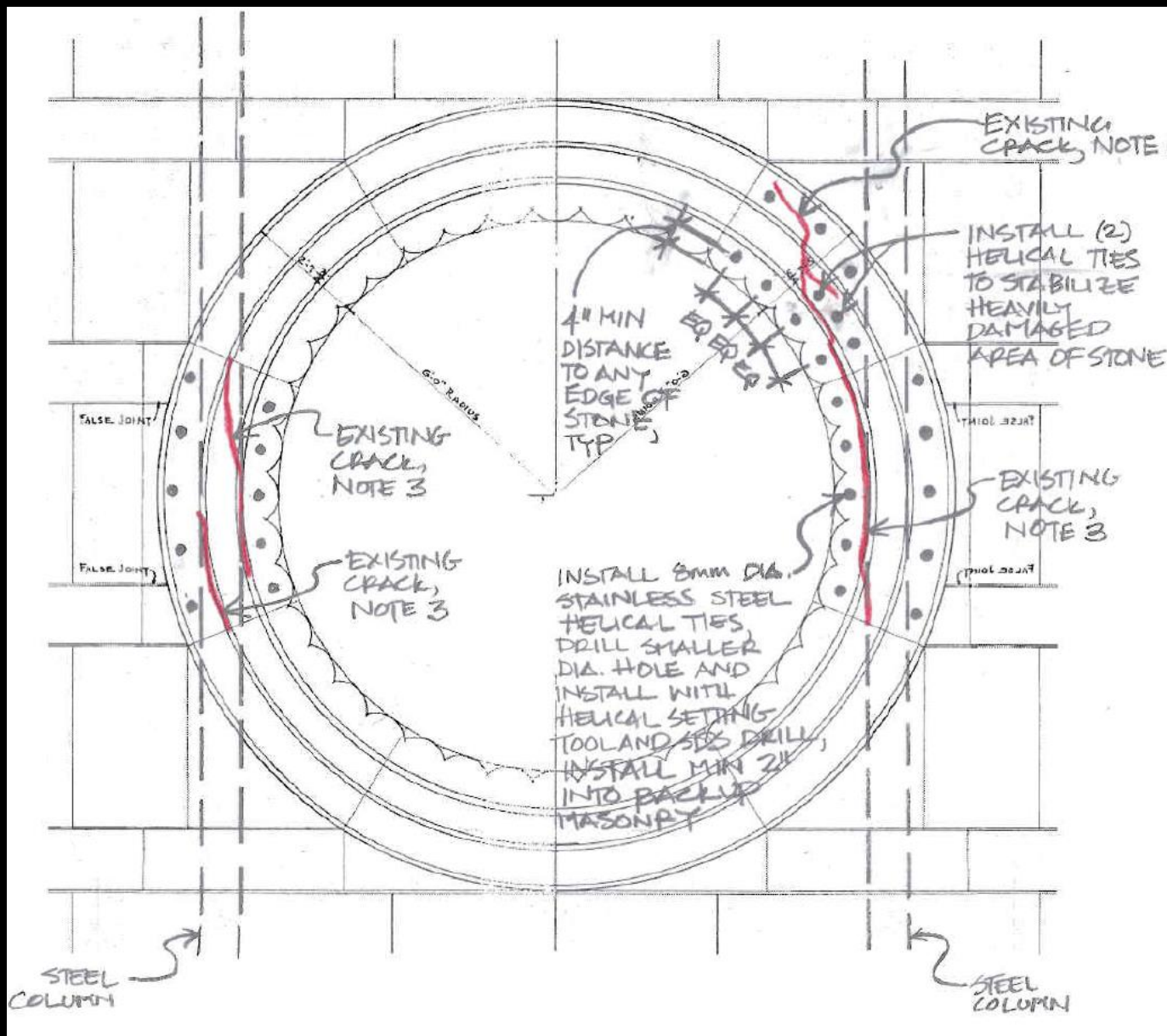


# MEDALLION SCULPTURE ISSUES





# "ON THE FLY" REPAIR DESIGN











1. Design-Build Team Leader
2. Risk Assessment
3. Relationship Between Consultants and Contractors
4. Flexibility, Creativity, and Availability
5. Quality Assurance Processes

THANK YOU!





# DESIGN-BUILD FOR MASONRY RESTORATION:

## CHALLENGES AND SUCCESSES AT THE KANSAS CITY MUNICIPAL AUDITORIUM

LURITA MCINTOSH BLANK, REWC, CDT AND DAVID T. FORD, PE, RRC, RWC, LEED AP

WALTER P MOORE